





Studio




Journey



Signature



Legacy



Classic

Visibly Different
Tri-Supreme-Hirsch
OPTICAL

91 Carolyn Blvd.
Farmingdale, NY 11735
800-321-1100 • www.trisupreme.com

**Studio
Collection**
STAINLESS STEEL SPLIT TEMPLES



Tuscany Mount Eyewear Studio Collection Demonstration Kit. 18¼" wide x 6¼" deep x 9½" high

AR coated demo lenses, hard case and micro-fiber cleaning cloth included.

LENS SHAPE: **OTA**
SIZE: **50-19-145**
COLOR: **02 Brown**



LENS SHAPE: **OTD**
SIZE: **50-19-145**
COLOR: **05 Gunmetal**



LENS SHAPE: **OTG**
SIZE: **52-19-145**
COLOR: **04 Black**



LENS SHAPE: **OTB**
SIZE: **50-19-145**
COLOR: **01 Gold**



LENS SHAPE: **OTE**
SIZE: **53-19-145**
COLOR: **03 Burgundy**



LENS SHAPE: **OTH**
SIZE: **52-19-145**
COLOR: **06 Copper**



LENS SHAPE: **OTC**
SIZE: **56-19-145**
COLOR: **09 Blue**



LENS SHAPE: **OTF**
SIZE: **50-19-145**
COLOR: **19 Gold & Black**



LENS SHAPE: **OTI**
SIZE: **53-19-145**
COLOR: **08 Silver**



**Signature
Collection**
ACRYLIC TEMPLES



Tuscany Mount Eyewear Signature Collection Demonstration Kit. 18¼" wide x 6¾" deep x 9½" high

Let your lab stock your frame chassis for you.

LENS SHAPE: **PMA**
 SIZE: **50-19-140**
 COLOR: **02 Brown**

LENS SHAPE: **PMD**
 SIZE: **50-19-140**
 COLOR: **05 Gunmetal**

LENS SHAPE: **PMG**
 SIZE: **52-19-140**
 COLOR: **04 Black**

LENS SHAPE: **PMB**
 SIZE: **50-19-140**
 COLOR: **01 Gold**

LENS SHAPE: **PME**
 SIZE: **53-19-140**
 COLOR: **03 Burgundy**


LENS SHAPE: **PMH**
 SIZE: **52-19-140**
 COLOR: **06 Copper**

LENS SHAPE: **PMC**
 SIZE: **56-19-140**
 COLOR: **09 Blue**

LENS SHAPE: **PMF**
 SIZE: **50-19-140**
 COLOR: **19 Gold & Black**

LENS SHAPE: **PMI**
 SIZE: **53-19-140**
 COLOR: **08 Silver**

**Journey
Collection**
STAINLESS-STEEL LASER-CUT TEMPLES



Tuscany Mount Eyewear Journey Collection Demonstration Kit. 18¼" wide x 6¼" deep x 9½" high

AR coated demo lenses, hard case and micro-fiber cleaning cloth included.

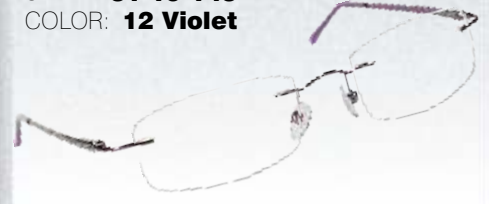
LENS SHAPE: **SLA**
SIZE: **50-19-145**
COLOR: **01 Gold**



LENS SHAPE: **SLD**
SIZE: **54-19-145**
COLOR: **05 Gunmetal**



LENS SHAPE: **SLG**
SIZE: **51-19-145**
COLOR: **12 Violet**



LENS SHAPE: **SLB**
SIZE: **52-19-145**
COLOR: **02 Brown**



LENS SHAPE: **SLE**
SIZE: **50-19-145**
COLOR: **06 Copper**



LENS SHAPE: **SLH**
SIZE: **52-19-145**
COLOR: **14 Purple**



LENS SHAPE: **SLC**
SIZE: **56-19-145**
COLOR: **04 Black**



LENS SHAPE: **SLF**
SIZE: **49-19-145**
COLOR: **10 Lt. Brown**



LENS SHAPE: **SLI**
SIZE: **50-19-145**
COLOR: **15 Plum**



**Legacy
Collection**
MONEL, CONTOUR TEMPLES



Tuscany Mount Eyewear Legacy Collection Demonstration Kit. 18¼" wide x 6¼" deep x 9½" high

Let your lab stock your frame chassis for you.

LENS SHAPE: **MUA**
SIZE: **50-18-145**
COLOR: **01 Gold**



LENS SHAPE: **MUD**
SIZE: **54-18-145**
COLOR: **05 Gunmetal**



LENS SHAPE: **MUG**
SIZE: **51-18-145**
COLOR: **12 Violet**



LENS SHAPE: **MUB**
SIZE: **52-18-145**
COLOR: **02 Brown**



LENS SHAPE: **MUE**
SIZE: **50-18-145**
COLOR: **06 Copper**



LENS SHAPE: **MUH**
SIZE: **52-18-145**
COLOR: **14 Purple**



LENS SHAPE: **MUC**
SIZE: **56-18-145**
COLOR: **04 Black**



LENS SHAPE: **MUF**
SIZE: **49-18-145**
COLOR: **10 Lt. Brown**



LENS SHAPE: **MUI**
SIZE: **50-18-145**
COLOR: **15 Plum**



**Classic
Collection**
STAINLESS-STEEL TEMPLES



Tuscany Mount Eyewear Classic Collection Demonstration Kit. 18 1/4" wide x 6 3/4" deep x 9 1/2" high

Hard case and micro-fiber cleaning cloth included. Clip sold separately.

LENS SHAPE: **A**
 SIZE: **46-19-140**
 COLOR: **01 Gold**

LENS SHAPE: **D**
 SIZE: **50-19-145**
 COLOR: **04 Black**

LENS SHAPE: **G**
 SIZE: **48-19-140**
 COLOR: **07 Green**

LENS SHAPE: **B**
 SIZE: **49-19-140**
 COLOR: **02 Brown**

LENS SHAPE: **E**
 SIZE: **49-19-145**
 COLOR: **05 Gunmetal**

LENS SHAPE: **H**
 SIZE: **50-19-140**
 COLOR: **08 Silver**

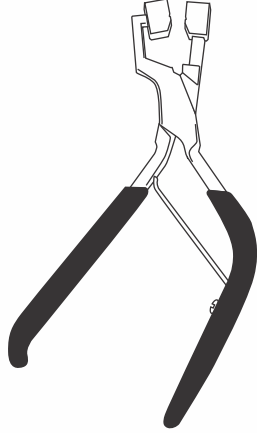
LENS SHAPE: **C**
 SIZE: **50-19-140**
 COLOR: **03 Burgundy**

LENS SHAPE: **F**
 SIZE: **49-19-145**
 COLOR: **06 Copper**

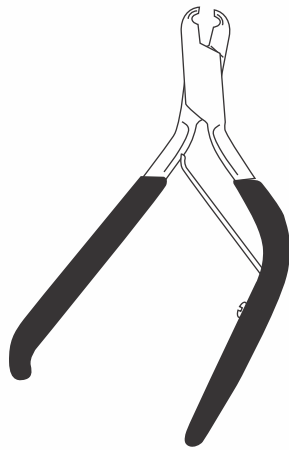
LENS SHAPE: **I**
 SIZE: **50-19-145**
 COLOR: **09 Blue**

Tuscany® Mount Eyewear™

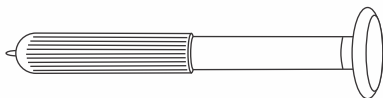
TOOLS REQUIRED



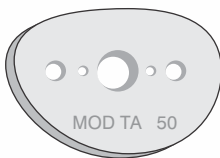
COMPRESSING/BRACING PLIER
1050



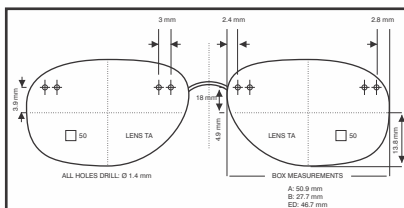
FLUSH CUTTING PLIER
1027



TUBE REFRESHER
2085



LENS PATTERN
EXAMPLE ONLY

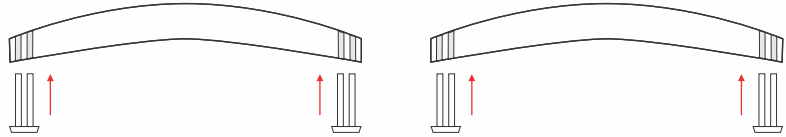


DRILL CHART
EXAMPLE ONLY

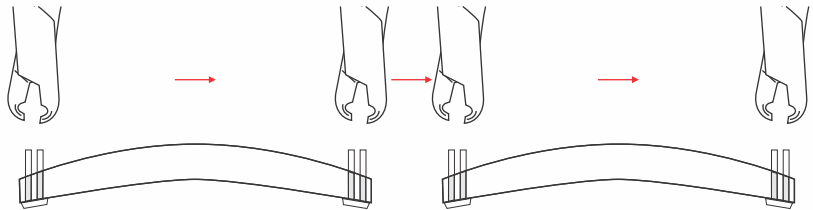
ALL MOUNT EYEWEAR™ DRILL HOLES ARE Ø 1.4 MM

ASSEMBLY INSTRUCTIONS

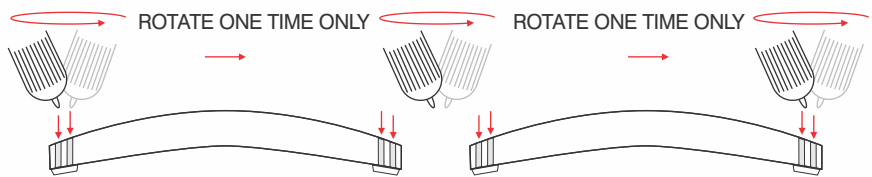
Edge the lenses using the supplied **Pattern**. Then drill the lenses according to the **Drill Chart**. All Mount Eyewear™ drill holes are Ø 1.4 mm. We recommend using polycarbonate or Trivex® lenses.



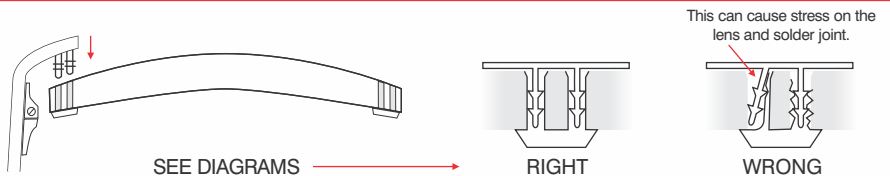
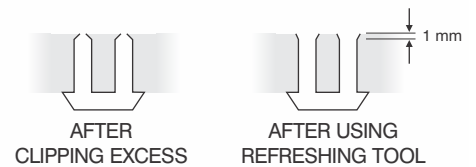
Push the plastic compression mounts into the lenses from the back. The compression mounts must be a snug fit in the drill holes.



Clip off the excess plastic of the compression mount flush to the lens surface with the **Flush Cutting Plier**.

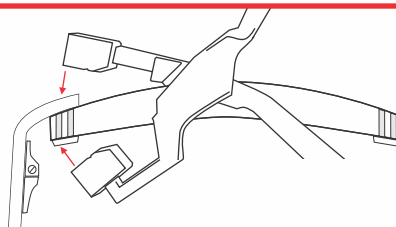


Flare open each of the legs of the compression mount by inserting and rotating the **Tube Refresher** one time only. Only insert halfway, angle the punch to flare only 1mm at the mouth of the legs.

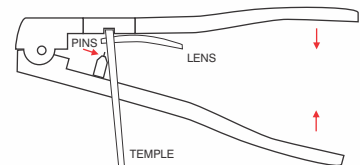


Carefully insert a temple into legs of the compression mount. Ensure that the barbed legs of the temple are inserted evenly into compression mount and the plastic is not distorted. Do NOT bend the legs.

Incorrect assembly at this point will shorten the life of the frame.



Clamp tightly with the **Compressing/Bracing Plier**. Repeat with the other temple. Finally, assemble the bridge using the same procedure.

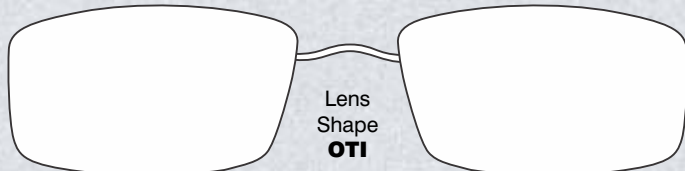
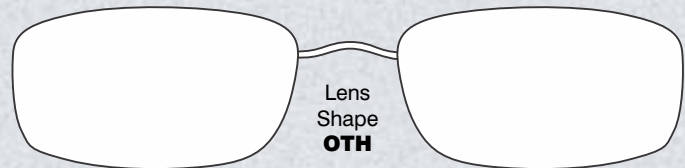
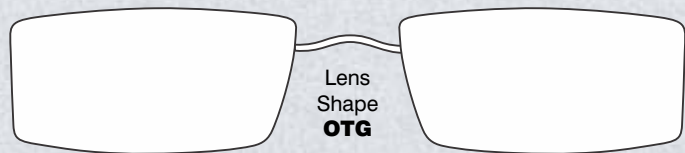
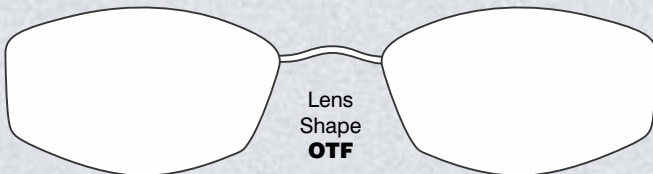
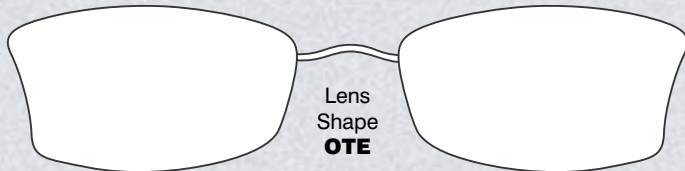
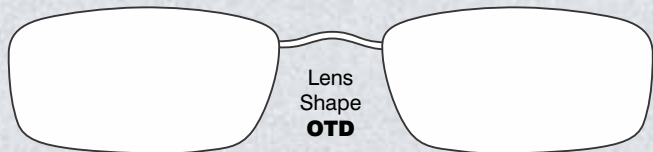
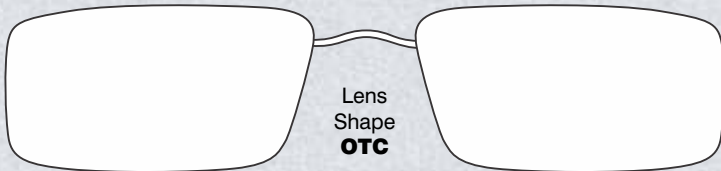
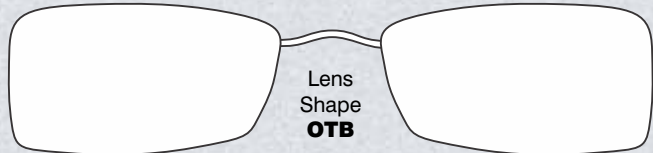
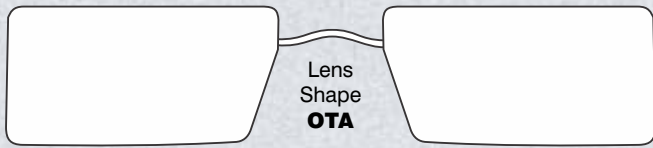


POST PUSHING PLIER
5021

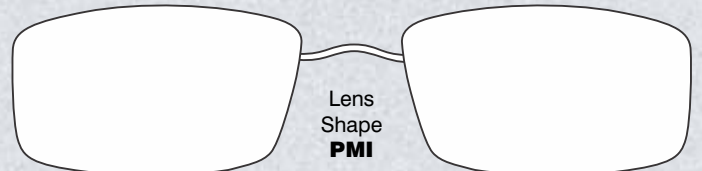
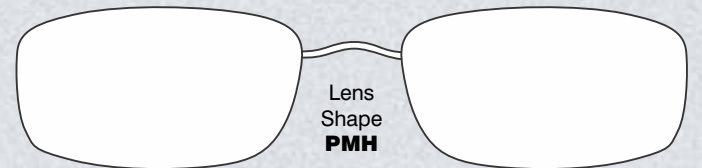
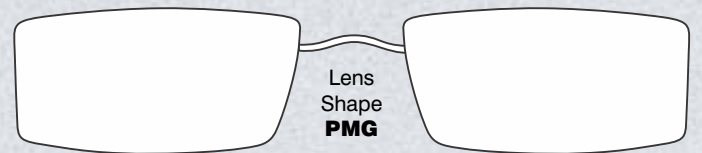
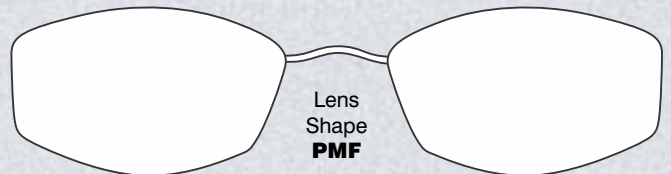
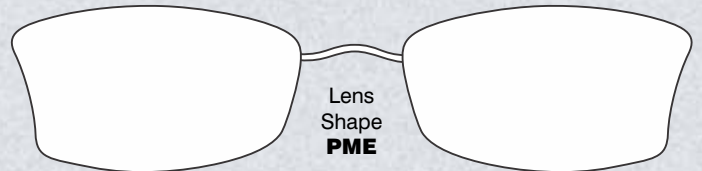
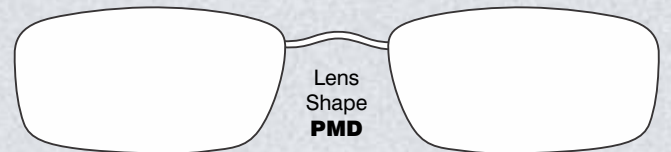
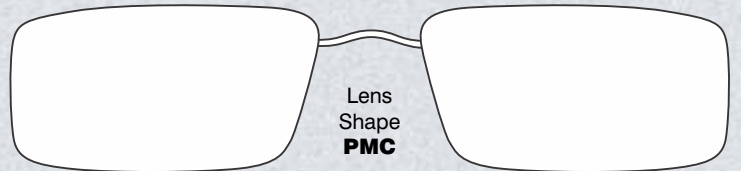
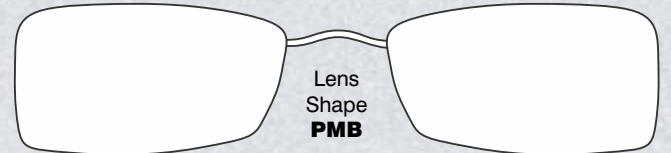

Mounts can be disassembled with this special tool. Insert the frame and lens into the tool. Center the two pins on the tool over the mounts and close down.

Tuscany® Mount Eyewear™

Studio Collection

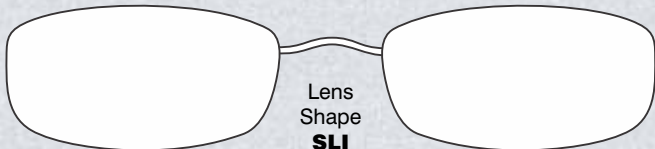
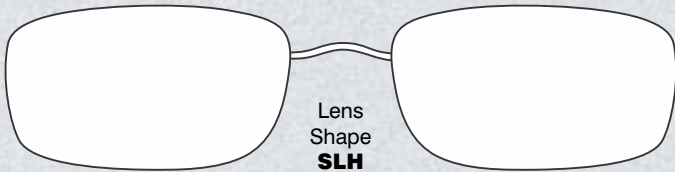
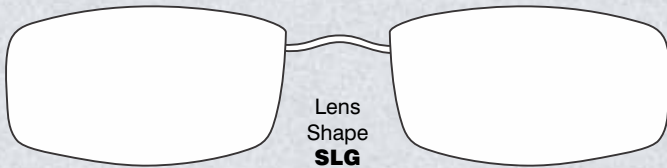
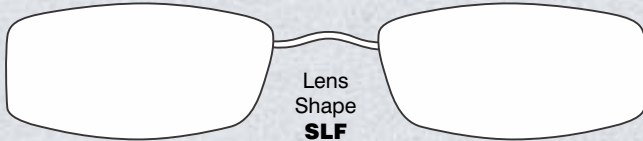
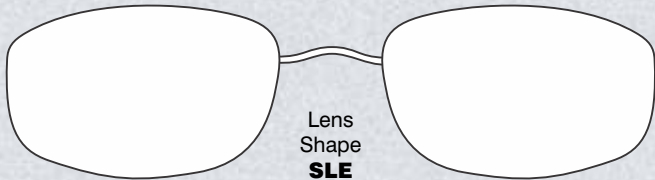
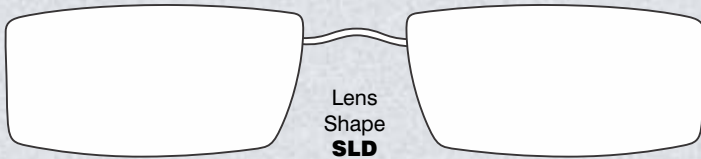
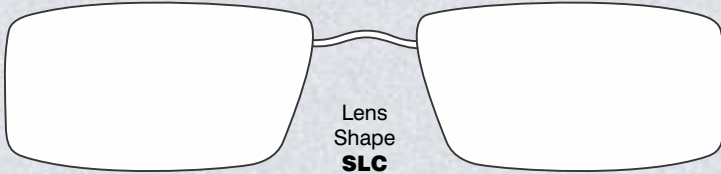
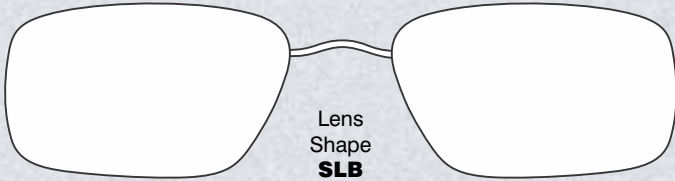
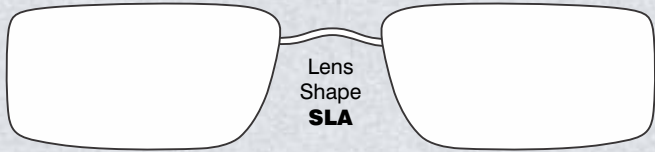


Signature Collection

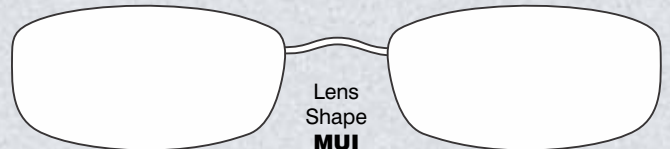
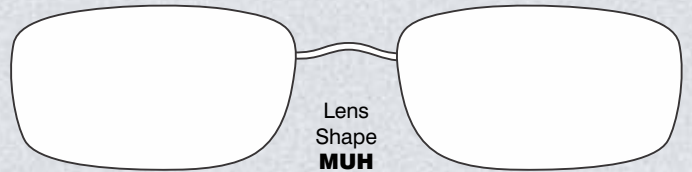
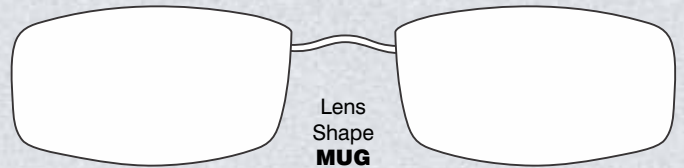
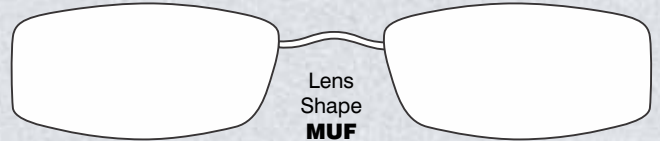
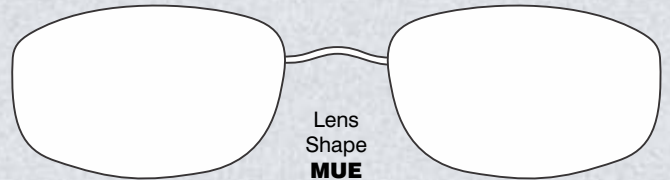
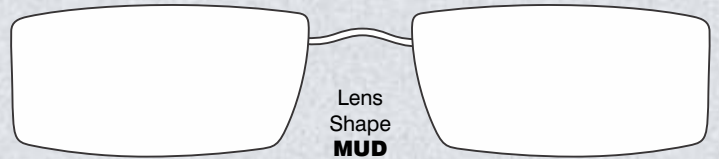
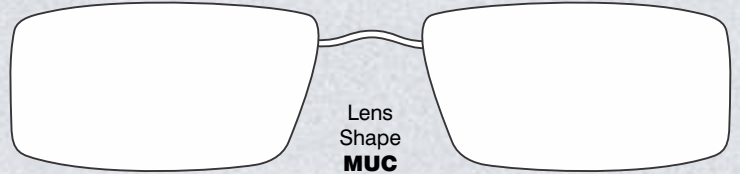
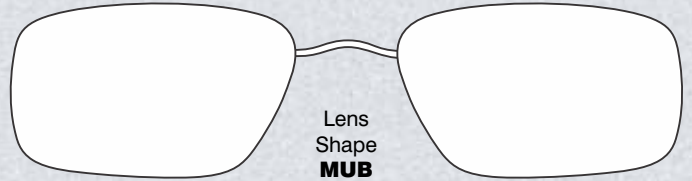
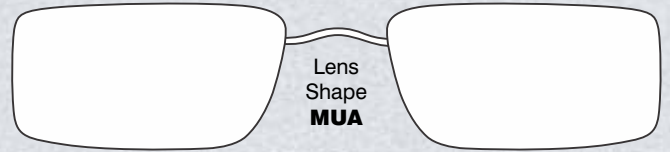


Tuscany® Mount Eyewear™

Journey Collection

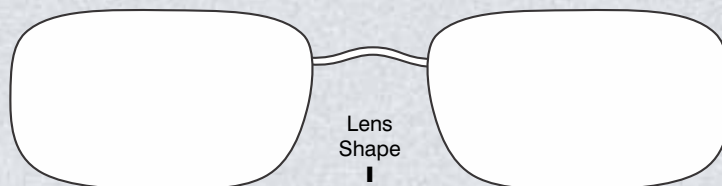
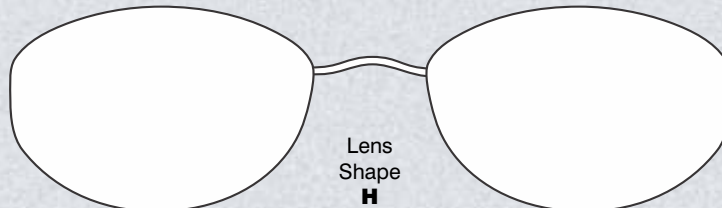
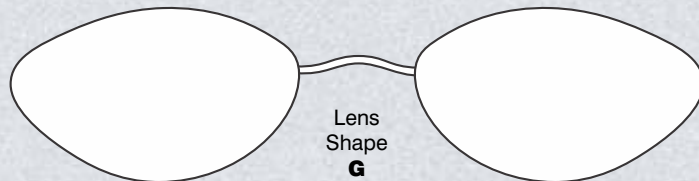
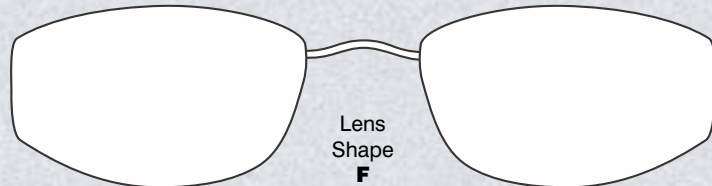
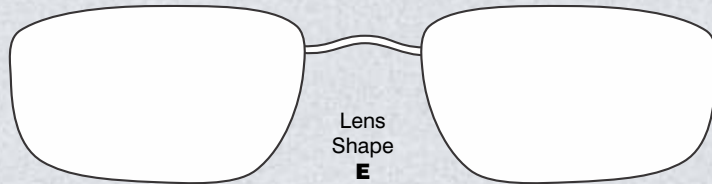
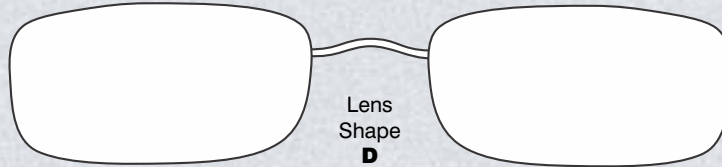
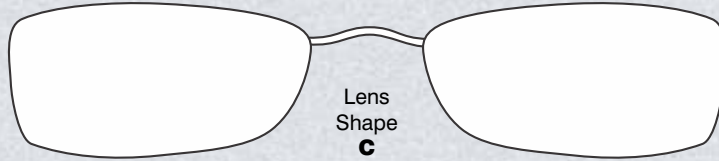
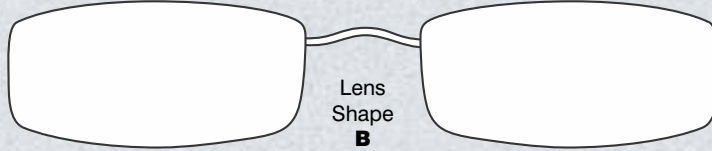
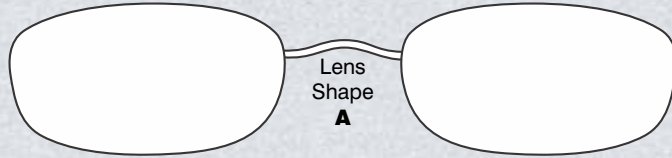


Legacy Collection



Tuscany® Mount Eyewear™

Classic Collection



Tuscany® Mount Eyewear™

www.tuscanyeyewear.com



*Studio
Collection*



*Signature
Collection*



*Journey
Collection*



*Legacy
Collection*



*Classic
Collection*

Nine Lens Shapes & Nine Colors in Each Collection



Visibly Different
Tri-Supreme-Hirsch
OPTICAL

91 Carolyn Blvd.
Farmingdale, NY 11735
800-321-1100 • www.trisupreme.com